

GSM UNIT

GSM Modem for PowerMax+



Installation Instructions

1. INTRODUCTION

The GSM unit enables the PowerMax+ system to operate over cellular network. GSM unit features are as follows:

- A. PowerMax+ fast upload/download capability via the GSM unit.
- B. Sending SMS and voice messages to private telephones.
- C. Communication with central station (SIA, Contact ID format).
- D. Serving as PowerMax+ telephone line backup, as a primary communication channel, or as the only telephone channel.
- E. Sending SMS messages to central station.
- F. Two-way audio communication between telephone user and PowerMax+ user.
- G. PowerMax+ remote arming.
- H. Remote activation of home appliances.
- I. Remote PowerMax+ system monitoring (status, failures).
- J. Enables calling the PowerMax+ by a single dialing (it is not necessary to dial, hang up and then redial).
- K. Tamper and line disconnection protection.

The unit includes the following **LED** indicators (see figure 1):

A. Power LED (red):

Light Type	When
Continuous	Power is OK
Flashes 1 c/s	There is no power (but battery voltage is OK)
Flashes 4 c/s	Battery voltage is low

B. Communication LED (green):

Light Type	When
Slowly flashes	GSM unit is connected to GSM network
Rapidly flashes	The modem is in transmission mode

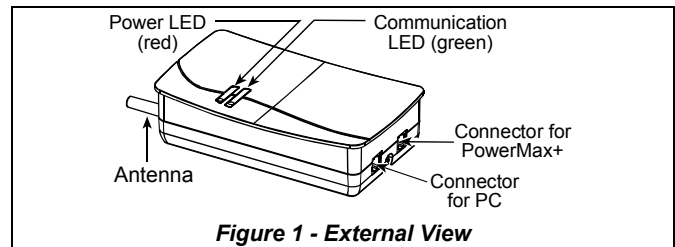


Figure 1 - External View

The GSM unit includes a GSM cellular modem, backup battery pack and Tamper protection switch.

The GSM unit's backup battery is charged by the PowerMax+ or by an AC power supply.

When PowerMax+ telephone line is disconnected, the PowerMax+ uses the GSM unit instead of the regular telephone system, according to GSM LINE PURPOSE definition (for details, refer to the PowerMax+ Installer Guide, section 4.6).

The GSM unit and the PowerMax+ periodically check the connection between them. When the connection is lost, both report a Tamper alarm. If either unit is tampered with, the other unit reports the event.

In case of GSM unit low battery voltage or GSM line failure, the failure message is reported to the PowerMax+.

The GSM unit must be enrolled in the PowerMax+ system (see PowerMax+ installer guide, section 4.6 - Defining GSM Parameters).

SIM card (see figure 2) with 3V or 5V technology should be inserted into the GSM unit so that the unit can be connected to the cellular network with a defined telephone number.

2. SPECIFICATIONS

Power Supply: Indoor plug-in transformer, 120 VAC, 60 Hz / 9 VAC, 1A (in U.S.A.), or 230 VAC, 50 Hz / 9 VAC, 1A.

Frequency (MHz): 900/1800 (Europe), 850/1900 (USA)

Current Consumption: 40mA approx. (idle), < 400mA (transmission)

Backup Battery (supplied with the unit): Ni-Metal, 7.2V, 1300mAh, for up to 24 operation hours in receive mode.

Initial Battery Charge Time with GSM Transformer: ≤ 48 hours

Max. Distance Between GSM Unit and PowerMax+: Up to 12m


Dimensions (LxWxD): 18.5 x 10.8 x 4.3 cm (7-3/8 x 4-1/4 x 1-3/4 in)

Weight: 500g (17.6 oz)

Color: Gray

Operating Temperature: 0°C to 49°C (32°F to 120°F)

Compliance with Standards:

Europe:	GSM standards: 3GPP TS 51.010-1 and EN 301 511. EMC: EN 301 489-7 and EN301 489-1 & EN301 489-7. Safety standards: EN 60950 and EN 50361. CE/RTTE: Directive 1999/5/EC of the European Parliament and of the council.
USA:	FCC 47 Part 22 (GSM850) and Part 24 (GSM 1900). EMC standard: FCC 47 Part 15. SAR standards: FCC rule 2.1093, FCC Docket 96-326 & Supplement C to OET Bulletin 65.
	Warning! There is the danger of explosion if the battery is replaced incorrectly. Replace the battery only with the same or equivalent type recommended by the manufacturer. Dispose of used batteries according to the manufacturer's instructions.

3. SIM CARD INSERTION

SIM card location is shown in fig. 4. Open battery compartment cover (fig. 3) to gain access to the SIM card and proceed:

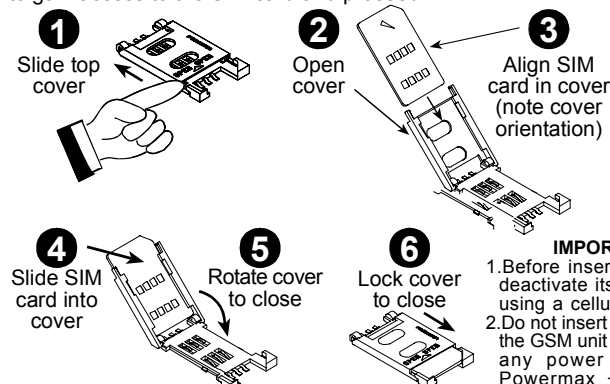


Figure 2 - SIM Card Insertion

4. BATTERY PACK INSERTION

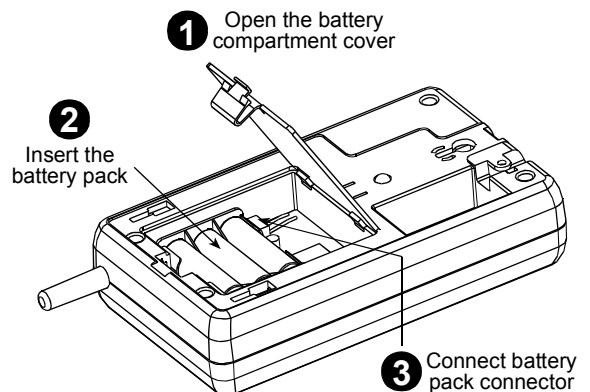
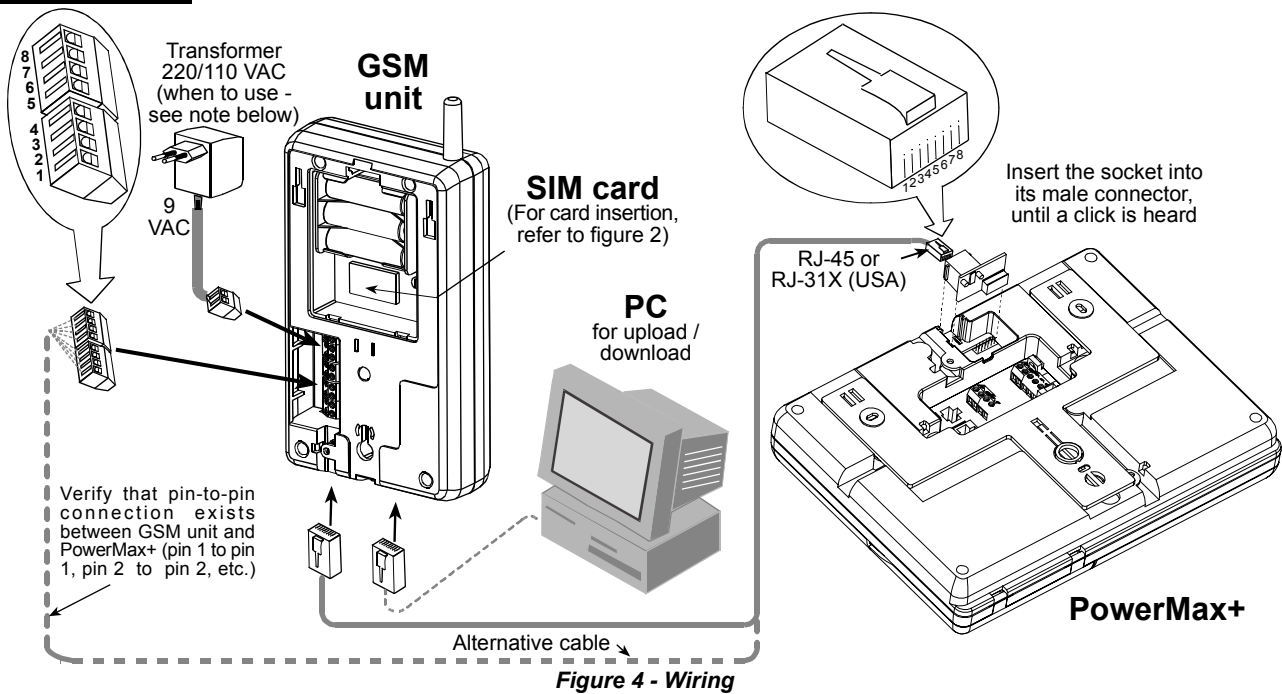


Figure 3 - Battery Pack Insertion

5. WIRING

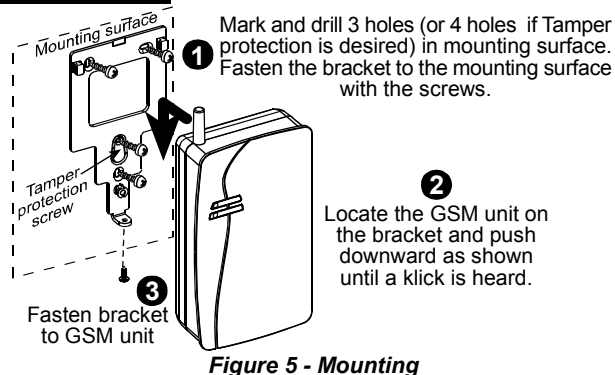


Note

For UL approved installations, transformer for GSM unit is always required. For other installations, transformer is required in the following cases:

- During GSM unit installation, only if the GSM unit's backup battery voltage is low (initial battery charge time is 48 hours).
- After GSM unit installation, if any load whose current consumption exceeds 100 mA is connected to the PowerMax+.

6. MOUNTING



Note

It is recommended that the GSM unit will be installed at a distance of 1 to 12 meters (3.2 – 40 ft) from the alarm system control panel to increase the system reliability.



W.E.E.E. Product Recycling Declaration
For information regarding the recycling of this product you must contact the company from which you originally purchased it. If you are discarding this product and not returning it for repair then you must ensure that it is returned as identified by your supplier. This product is not to be thrown away with everyday waste.
Directive 2002/96/EC Waste Electrical and Electronic Equipment.

WARRANTY

Visonic Ltd. and/or its subsidiaries and its affiliates ("the Manufacturer") warrants its products hereinafter referred to as "the Product" or "Products" to be in conformance with its own plans and specifications and to be free of defects in materials and workmanship under normal use and service for a period of twelve months from the date of shipment by the Manufacturer. The Manufacturer's obligations shall be limited within the warranty period, at its option, to repair or replace the product or any part thereof. The Manufacturer shall not be responsible for dismantling and/or reinstallation charges. To exercise the warranty the product must be returned to the Manufacturer freight prepaid and insured.

This warranty does not apply in the following cases: improper installation, misuse, failure to follow installation and operating instructions, alteration, abuse, accident or tampering, and repair by anyone other than the Manufacturer.

This warranty is exclusive and expressly in lieu of all other warranties, obligations or liabilities, whether written, oral, express or implied, including any warranty of merchantability or fitness for a particular purpose, or otherwise. In no case shall the Manufacturer be liable to anyone for any consequential or incidental damages for breach of this warranty or any other warranties whatsoever, as aforesaid.

This warranty shall not be modified, varied or extended, and the Manufacturer does not authorize any person to act on its behalf in the modification, variation or extension of this warranty. This warranty shall apply to the Product only. All products, accessories or attachments of others used in conjunction with the Product, including batteries, shall be covered solely by their own warranty, if any. The Manufacturer shall not be liable for any damage or loss whatsoever, whether directly, indirectly, incidentally, consequentially or otherwise, caused by the malfunction of the Product due to products, accessories, or attachments of others, including batteries, used in conjunction with the Products.

The Manufacturer does not represent that its Product may not be compromised and/or circumvented, or that the Product will prevent any death, personal and/or bodily injury and/or damage to property resulting from burglary, robbery, fire or otherwise, or that the Product will in all cases provide adequate warning or protection. User understands that a properly installed and maintained alarm may only reduce the risk of events such as burglary, robbery, and fire without warning, but it is not insurance or a guarantee that such will not occur or that there will be no death, personal damage and/or damage to property as a result.

The Manufacturer shall have no liability for any death, personal and/or bodily injury and/or damage to property or other loss whether direct, indirect, incidental, consequential or otherwise, based on a claim that the Product failed to function. However, if the Manufacturer is held liable, whether directly or indirectly, for any loss or damage arising under this limited warranty or otherwise, regardless of cause or origin, the Manufacturer's maximum liability shall not in any case exceed the purchase price of the Product, which shall be fixed as liquidated damages and not as a penalty, and shall be the complete and exclusive remedy against the Manufacturer.

Warning: The user should follow the installation and operation instructions and among other things test the Product and the whole system at least once a week. For various reasons, including, but not limited to, changes in environmental conditions, electric or electronic disruptions and tampering, the Product may not perform as expected. The user is advised to take all necessary precautions for his /her safety and the protection of his/her property.

6/91



VISONIC LTD. (ISRAEL): P.O.B 22020 TEL-AVIV 61220 ISRAEL. PHONE: (972-3) 645-6789, FAX: (972-3) 645-6788

VISONIC INC. (U.S.A.): 65 WEST DUDLEY TOWN ROAD, BLOOMFIELD CT. 06002-1376. PHONE: (860) 243-0833, (800) 223-0020 FAX: (860) 242-8094

VISONIC LTD. (UK): FRASER ROAD, PRIORY BUSINESS PARK, BEDFORD MK44 3WH. PHONE: (0870) 7300800 FAX: (0870) 7300801

INTERNET: www.visonic.com

©VISONIC LTD. 2005 GSM Unit, DE5926- (REV. 1, 1/05)



MADE IN ISRAEL